

Moly Series

ET MODULE Polycrystalline

ET-L660260WW	260W
ET-L660255WW	255W
ET-L660250WW	250W

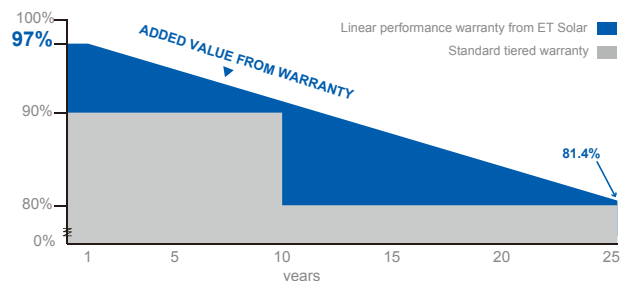


Features

- High module conversion efficiency, through superior manufacturing technology
- 0 to +5W positive tolerance for mainstream products
- Withstand high wind loads and snow loads (5400Pa)
- Anodized aluminum improving corrosion resistance
- Anti-reflective highly transparent, low iron tempered glass
- Excellent performance under low light conditions
- Lower light induced degradation (LID)

Benefits

- 25-year linear performance warranty; 10-year warranty on materials and workmanship
- Product liability insurance
- Local technical support
- Local warehousing
- 48 hour-response service
- Enhanced design for easy installation and long-term reliability



IEC 61215 Ed.2
IEC 61730
IEC 61701



Towards Excellence

The DLG certificate is estimated to be received in April and VDE in June

M/ET-SPS-EN-EU2012V2-F

www.etsolar.com

ELECTRICAL SPECIFICATIONS



Model Type	ET-L660260WW	ET-L660255WW	ET-L660250WW
Peak Power (Pmax)	260W	255W	250W
Module Efficiency	15.98%	15.67%	15.37%
Maximum Power Voltage (Vmp)	30.84V	30.54V	30.09V
Maximum Power Current (Imp)	8.44A	8.35A	8.31A
Open Circuit Voltage (Voc)	38.04V	37.76V	37.41V
Short Circuit Current (Isc)	8.96A	8.89A	8.84A
Power Tolerance	±3%	0 to +5W	0 to +5W
Maximum System Voltage	DC 1000V		
Normal Operating Cell Temperature	45.3±2℃		
Series Fuse Rating (A)	20A		
Number of Bypass Diode	3		

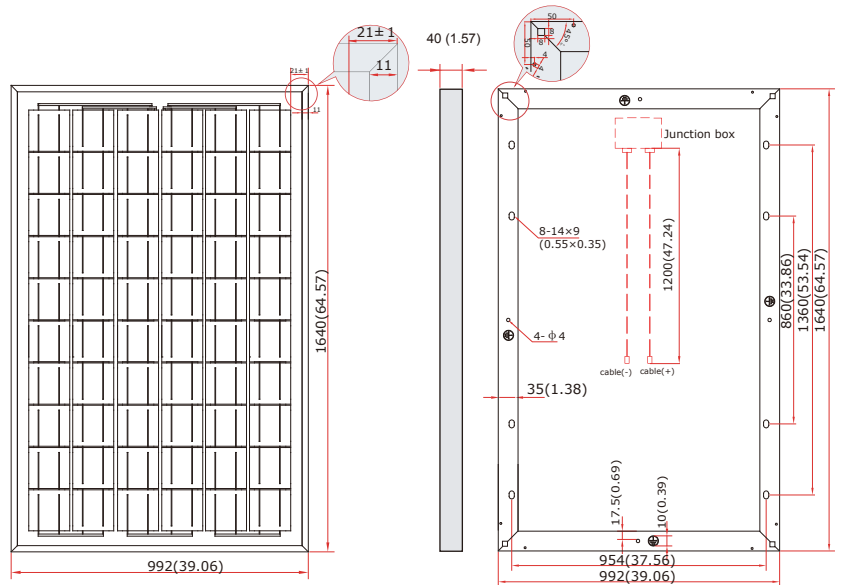
MECHANICAL SPECIFICATIONS

Cell type	156mm x 156mm
Number of cells	60 cells in series
Weight	19.32 kg(42.59 lbs)
Dimensions	1640×992×40 mm (64.57×39.06×1.57 inch)
Max Load	5400Pascals (112 lb/ft²)

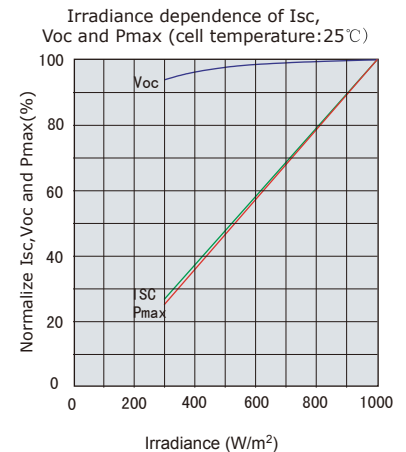
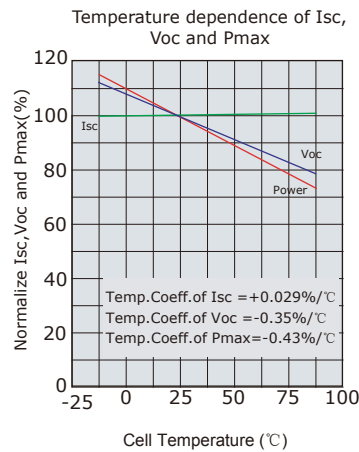
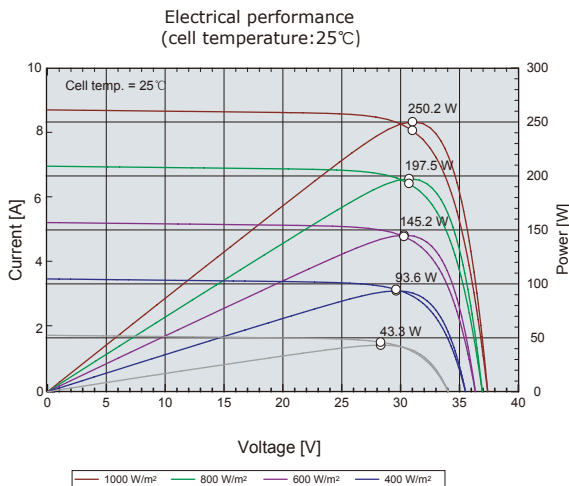
TEMPERATURE COEFFICIENT

Temp. Coeff. of Isc (TK Isc)	0.029 %/℃
Temp. Coeff. of Voc (TK Voc)	-0.35 %/℃
Temp. Coeff. of Pmax (TK Pmax)	-0.43 %/℃

PHYSICAL CHARACTERISTICS Unit:mm (inch)



ELECTRICAL CHARACTERISTICS



Note: the specifications are obtained under the Standard Test Conditions (STCs): 1000 W/m² solar irradiance, 1.5 Air Mass, and cell temperature of 25 °C.

The NOCT is obtained under the Test Conditions : 800 W/m², 20°C ambient temperature, 1 m/s wind speed, AM 1.5 spectrum.

Please contact support@etsolar.com for technical support. The parameters are for reference only, and are subject to change without notice or obligation.